

Regulating Electronic Message Centers Planning Webcast Series



VITAL SIGNS, VIBRANT COMMUNITIES.

Mike Freeborg - Prismview

James Carpentier, AICP, International Sign Association (ISA)

July 22, 2016



Common Questions

- What are electronics signs?
- How do we strike a balance between their use and community aesthetics?
- How do we allow them without:
 - Looking like Las Vegas?
 - Negatively impacting community safety?
- How do we regulate them in ways that are understandable and enforceable?
- Impact of EMCs and regulation on users?

Key things to know:

- They can operate in a broad range of capabilities
- The software that controls the displays allows the end user to follow local sign codes easily...

Key things to know:

- They can operate in a broad range of capabilities
- The software that controls the displays allows the end user to follow local sign codes easily...

IF

**the sign codes are easy to
understand**

The “That One Sign” Problem

“THAT ONE SIGN”.....

- is too bright
- is too animated
- is too _____.



INTERNATIONAL
SIGN ASSOCIATION

www.signs.org

Resolving The “That One Sign” Problem



A. Dispel the biggest myths and concerns that drive regulatory decisions around these signs


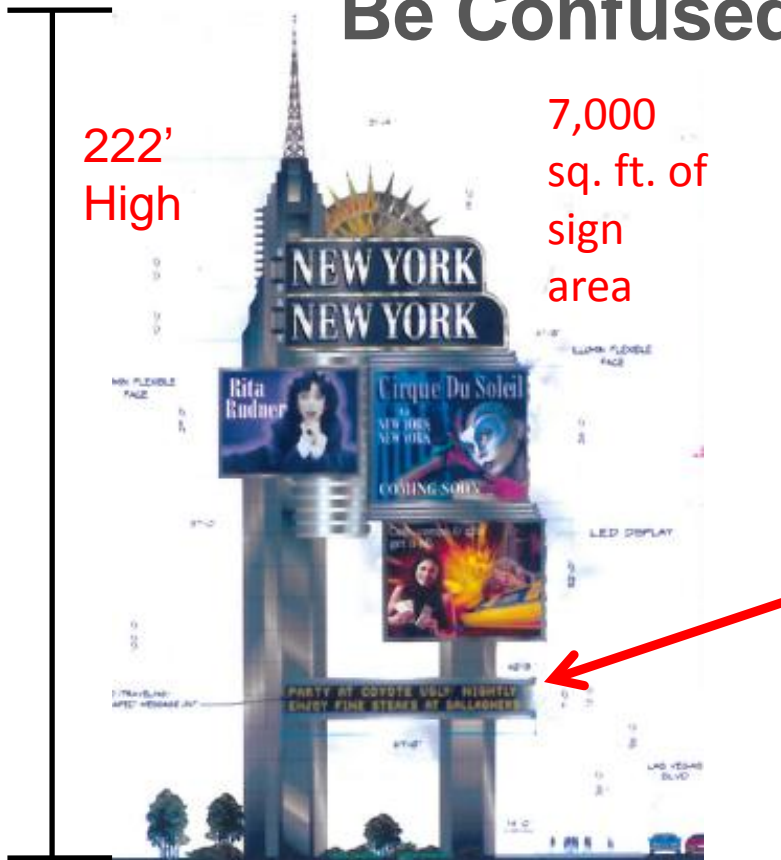
- B. Understand and Address the Six Key Regulatory Distinctions:
1. **Brightness**
 2. Message hold times
 3. Transition method
 4. Transition duration
 5. Area / Square Footage
 6. Regulating EMCs post Reed vs Town of Gilbert

Common Concern #1

“These signs will make our community look like Las Vegas.”

**There’s no comparison.
Let’s take a closer look.**

Trust Us: Your Community Will NEVER Be Confused with Las Vegas



New York, New York Pylon
Las Vegas Strip

Trust Us: Your Community Will NEVER Be Confused with Las Vegas

222'
High

7,000
sq. ft. of
sign
area



New York, New York Pylon
Las Vegas Strip



Harmon: 18,300 sq ft

Trust Us: Your Community Will NEVER Be Confused with Las Vegas



What's allowed in
your community?

New York, New York Pylon
Las Vegas Strip

Common Concern #2

“The mere presence of these signs will distract drivers, and cause more accidents.”

The Truth:

Studies show there is NO causal relationship between these signs and accident rates.

Distraction vs. Danger

Statistical Analysis of the Relationship Between On-Premise Digital Signage and Traffic Safety

H. Gene Hawkins, Jr., Ph.D., P.E.

- Associate Professor and Research Engineer, Zachry Department of Civil Engineering, Texas A&M University

Statistical Analysis of the Relationship Between On-Premise Digital Signage and Traffic Safety

Background:

- Study examined data over a four-year period at 130 locations in four states.

Key Finding:

- “We did not find a statistically significant impact.”

Study Weblink:

- <http://www.signs.org/planners>

VTTI Study: “Driving Performance and Digital Billboards” - 2007

Key Facts:

- » Participants drove in instrumented vehicle on a 50 mile loop in Cleveland
- » Participants were not informed about true purpose of test
- » Special equipment measured eye glances toward digital billboards and other comparison targets
- » Goal: Measure duration of eye glances



VTTI Study: “Driving Performance and Digital Billboards” - 2007

Key Findings:

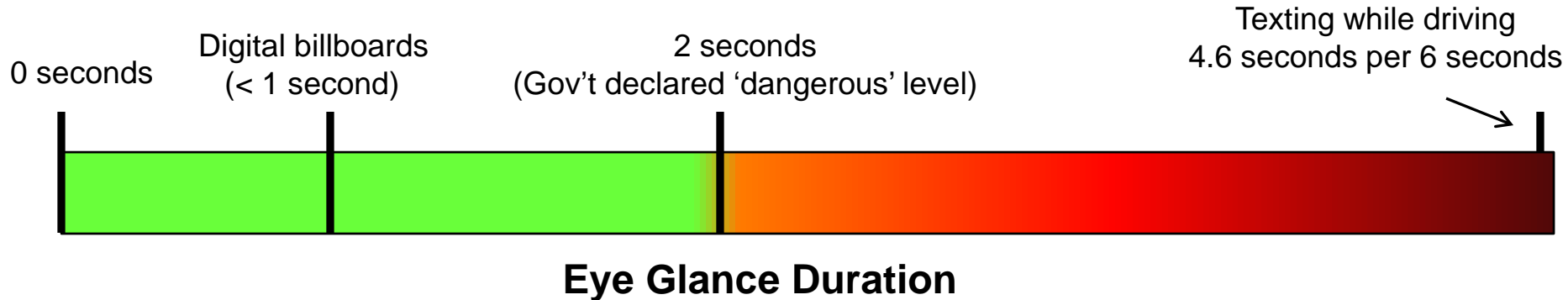
- » The mean glance duration towards digital billboards was less than one second, both day and night



VTTI Study: “Driving Performance and Digital Billboards” - 2007

Key Findings:

- » The mean glance duration towards digital billboards was less than one second, both day and night
- » In comparison: Texting = mean glance duration of 4.6 seconds during 6 second period.



Recently Released FHWA Study

- Intent:
 - Measure possible affects of digital billboards on driver attention, distraction and safety
- Approach:
 - Approached research from a human factors perspective, much like Virginia Tech study
- Release Date:
 - December 27, 2013

FHWA Study

- Key Findings
 - Mean eye glance far less than 1 second
 - “The presence of CEVMS did not appear to be related to a decrease in looking toward the road ahead.”
 - “The results did not provide evidence indicating that CEVMS, as deployed and tested in the two selected cities, were associated with unacceptably long glances away from the road.”

Common Concern #3

“If we DO allow these signs, we should require long message **hold times** (> 1 min), because that is the only way our community will tolerate these signs”

The Truth:

A community's negative emotional reaction is *almost always* more associated with improperly regulated ***brightness***.

Effectiveness of Using Hold Time Examples

- Message hold times are one of the most difficult regulatory distinctions to discuss.
- Recommendation: Use visual examples like the following to demonstrate hold times

SIMULATION OF 30 SECOND
HOLD TIME WITH A
'DISSOLVE' TRANSITION

*Hometown
Grocery*

Large
Avacados
5 \$5
FOR



SIMULATION OF 10 SECOND
HOLD TIME WITH A
'DISSOLVE' TRANSITION

*Hometown
Grocery*

FLU SHOTS

H1N1 shots now available

\$15



INTERNATIONAL
SIGN ASSOCIATION

www.signs.org

Examples of Different Hold Times

Please visit: www.signs.org/planners
for examples of 30, 10, 5 and 3 second hold times.

Use them for:

- Internal staff discussion
- Planning commission
- Council meetings
- They save time and agony when discussing this topic

Consider other factors like allowable sign size, setbacks, etc when discussing hold times.


Common Concern #4

“EMCs are way too bright. They will shine in people’s living rooms, cause accidents, etc.”

The Truth:

Only *improperly regulated or unregulated* EMCs are way too bright.

There are now well established brightness guidelines that address this issue. Adopt these guidelines and you will NOT have dancing lights in living rooms.





Finding Common Ground

- On EMC and Digital Sign Issues

- *Planning and Zoning Considerations*

The Six Key Regulatory Issues

- **Brightness**
- Message Hold Time
 - How long a single message is visible
- Transition Method (a.k.a. the “Frame Effect”)
 - How the message changes to the next
- Transition Duration
 - How long that change takes
- Area or Square Footage of EMC
 - % of allowable sq. ft.
- Regulating EMC’s Post Reed vs. Town of Gilbert
 - Content neutrality

Regulatory Issue #1 – **Brightness**

- Brightness
 - How bright the sign is
- Regulatory Considerations
 - It is all relative....



Brightness

Illuminance

- Measured in **footcandles**; meters are inexpensive (<\$100); easier to check and enforce

Luminance

- Measured in **nits** or candelas per square meter, meters are very expensive (approx \$3,000); difficult to enforce.

ISA's Recommended Brightness Guidelines



Developed by Dr. Ian Lewin, a renowned lighting expert with over 30 years experience in lighting science.


Developed solely for EMCs and are not applicable for traditional signs

Over 170 jurisdictions (8 state DOT's) have adopted


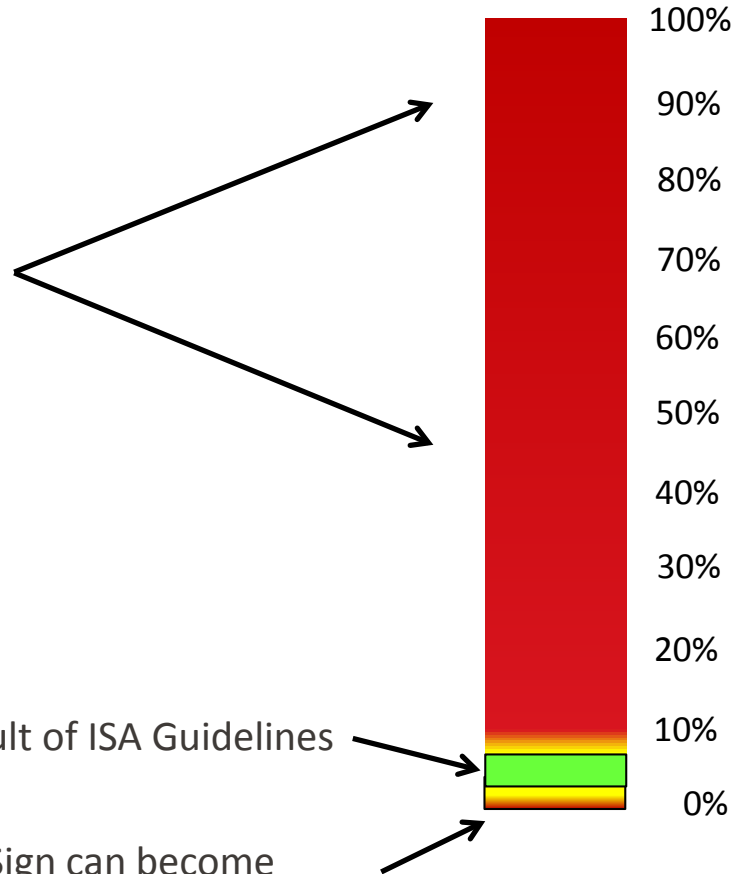
Brightness

- ***Regulatory Considerations***

- Auto-dimming is a must:
 - “All EMCs shall be equipped with technology that automatically dims the electronic message center according to ambient light conditions.”
- Primary Brightness Guideline:
 - “To ensure that EMCs are sufficiently visible but not overly bright, it is recommended that EMCs not exceed **0.3 footcandles** over ambient lighting conditions when **measured at the recommended distance, based on the EMC size.**”



Nighttime Brightness



Daytime Brightness

- Some jurisdictions have adopted daytime brightness limitations that are not effective



Field testing in Pittsburg
EMC is set at 2500 nits

We do not recommend
daytime brightness
controls

Regulatory Issue #2 – Message Hold Time

- Message Hold Time
 - How long a message must remain fixed in place before it can transition to another message
- Business Impact:
 - The shorter the hold time, the more beneficial for the user/business
 - Allow businesses to ‘**cast a wider net**’
 - Provide the ability to communicate **sequential messages** (directions, event times, etc.)

Regulatory Issue #2 – Message Hold Time

Sequential Messages and Hold Times:



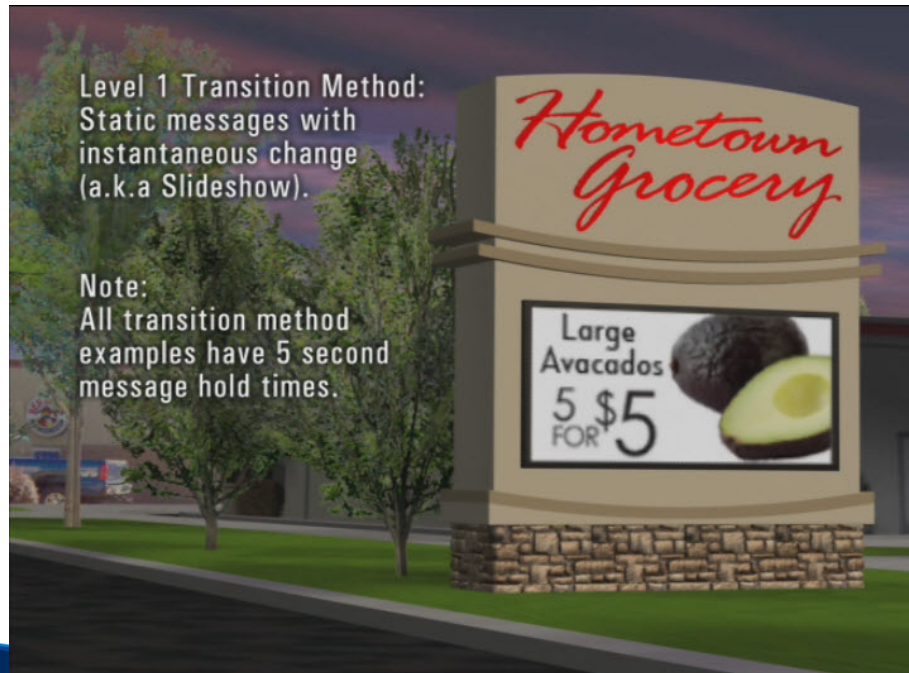
Regulatory Issue #2 – Message Hold Time

- **Business Impact:**
 - Consider what problem you are trying to solve before regulating hold times
 - Retroactively regulating this area may create legal issues
- **Safety Concerns?**
 - Safety studies demonstrate EMC's do not create a safety problem
- **Provide examples...**

Regulatory Issue #3 – Transition Method

- **Transition Method**
 - How one message transitions to the next message (not a timing issue)

Static/instant
transition:



Level 1 Transition Method:
Static messages with
instantaneous change
(a.k.a Slideshow).

Note:
All transition method
examples have 5 second
message hold times.



Level 2 Transition Methods:
"Fade" or "Dissolve"

Note:
All transition method
examples have 5 second
message hold times.



Level 3 Transition Methods:

A display, normally with static images, with messages that appear to move, change in size, or are revealed sequentially.

Note:

All transition method examples have 5 second message hold times.



Level 4 Transition Method:
Full motion video or
constant animation



INTERNATIONAL
SIGN ASSOCIATION

www.signs.org

Regulatory Issue #3 – Transition Method

- ***Regulatory Considerations***
 - After evaluating options, have a discussion about what works best for your community
 - Keep in mind that there may be distinctions in permitted transition methods based on zoning districts
 - Downtown Districts
 - General Commercial Districts
 - Highway Commercial Districts



Regulatory Issue #3 – Transition Method

- ***Regulatory Considerations***

- Use definitions when describing permitted or prohibited transition methods

E. TRANSITION METHOD or FRAME EFFECT – a visual effect applied to a MESSAGE to transition from one MESSAGE to the next. TRANSITION METHODS include, but are not limited to the following:

(i) DISSOLVE – a Frame Effect accomplished by varying the light intensity or pattern, where the first Frame gradually appears to dissipate and lose legibility simultaneously with the gradual appearance and legibility of the second Frame.

- Be careful to revise traditional language that may conflict with the proposed EMC sign provisions

Regulatory Issue #4 – Transition Duration

- Transition Duration
 - How long it takes the transition method/frame effect to go from one message to the next.
- Regulatory Considerations
 - Keep transition to one second or less to minimize community complaints.

Regulatory Issue # 5 - Area of EMC

- Some jurisdictions choose to limit the square footage of EMCs differently than static signs
- This is often a result of a 'That One Sign' concern

Regulatory Issue # 5 - Area of EMC

Considerations

- Same as static signs
- Vary the allowable square footage based on the zoning district
 - Neighborhood districts more restrictive
 - General Business less restrictive



Regulatory Issue # 5 - Area of EMC



Usually at least 50% or more is needed to allow for logo, call to action & imagery.

Regulatory Issue # 6 – Regulating EMC's post Reed vs. Town of Gilbert

- Content neutrality is essential now
 - Color limitations
 - Alphanumeric limitations
 - Sequential messaging



- Time, Place and Manner



Another Key Consideration: *Where EMCs Are Allowed*

- Restrictions are almost always based on ‘That One Sign’ concerns
- Consider the zoning district:
 - What EMC regulation will change based on district (are they allowed at all, size, use)?
 - Will the sign be across from or adjacent to residential areas?
- If brightness is *properly* regulated, digital can be within a few hundred feet of residential with no ‘dancing lights’

Proximity to Residential Zones

- This example: 200' to nearest residential lot, 150' to adjacent lot



General Considerations

- **The community must engage businesses and users as much as residents.**
- **Education and visualization is key for community education on EMCs.**
 - Utilize images and videos (good and bad)
 - Use local or regional examples as much as possible
 - Have information on the various studies on safety
 - Economic studies / impacts of regulation

Initiating Change

- **A business may be the one to get the ball rolling**
- **Take a proactive approach**
 - Meet with businesses and sign representatives
 - Find out what are the issues (brightness, timing, appearance, etc.?)
 - Offer to facilitate an educational meeting with the elected and planning officials and/or the public
 - Important to engage a stakeholders group on sign changes

Planning and Zoning Considerations

- **Education and illustration**
 - Easiest way to dispel most EMC misunderstandings and engage the public
 - Use videos and illustrations as much as possible
- **Understand the issues**
 - Focus on the sticking points for EMCs
 - Most likely related to the issues discussed today
- **Consider the zoning district:**
 - What EMC regulation will change based on district?
 - Context

Planning and Zoning Considerations

- **Do not suggest copying legislation outright**
 - Every community is different – cannot copy and paste
- **Model regulations are available**
 - While a community should not copy outright, they are full of useful definitions and guidance for drafting new regulations
- **Recommend special administration options**
 - Prior to permit issuance signed affidavit


Planning and Zoning Considerations

- **Avoid color-based or text-based regulations**
 - Could be 1st Amendment/Reed issues related to content neutrality
 - Lanham Act/Trademark infringement issues

Planning and Zoning Considerations

Test your regulations

- Sometimes the best intentions do not work out when put together in ordinance language.
- Work with a local sign company to test the regulations





Finding Common Ground

- *Understanding the Impact on Digital Sign Users*

Economic Impacts of LED Signs



Understanding The Economic Value of On-Premise Signs

Presented at National Signage Research and Education
Conference (NSREC) – October, 2012

Economic Impacts of LED Signs



Chuck Anderson



- Car dealer outside of Kansas City
- Added EMC March, 2011
- Goals:
 - Increase auto sales, and increase service work
 - Enhance dealership's reputation in the community
- Signage strategy:
 - 70% advertising for new car sales and service
 - 30% civic event promotion
- Economic Impact:
 - 30% increase in auto sales
 - 80% increase in service work

Impact on Multi-Tenant Retail



- Gives better visibility to *all* tenants.
- Makes sign easier to read
- Makes shopping center retail space more marketable.



The Impact of EMCs: City of Centennial, CO



The city of Centennial, CO began to allow digital signs in 2011.
Learn of their experience in a video you can find at
www.signs.org/planners.

Community-at-Large Benefits

- 1.They increase sales tax revenue.
- 2.They reduce blight by making businesses more viable.
- 3.They can reduce sign clutter.



Community-at-Large Benefits



- 1.They increase sales tax revenue.
- 2.They reduce blight by making businesses more viable.
- 3.They can reduce sign clutter.
- 4.They make unreadable signs readable.
- 5.They almost always look better than static readerboards.



Community-at-Large Benefits



- 1.They increase sales tax revenue.
- 2.They reduce blight by making businesses more viable.
- 3.They can reduce sign clutter.
- 4.They make unreadable signs readable.
- 5.They almost always look better than static readerboards.
- 6.They can communicate Public Service Announcements (PSA's).

Community-at-Large Benefits



- 1.They increase sales tax revenue.
- 2.They reduce blight by making businesses more viable.
- 3.They can reduce sign clutter.
- 4.They make unreadable signs readable.
- 5.They almost always look better than static readerboards.
- 6.They can communicate Public Service Announcements (PSA's).
- 7.They can be a symbol of community vitality.

Questions?

Contact:

Mike Freeborg

Prismview

(303) 748-6712

mfreeborg@prismview.com

James Carpenter, AICP

International Sign Association (ISA)

(480) 773-3756

James.carpentier@signs.org